








Maths:

- Busy at Maths Junior Infants - School Book and Home Book
- 1 Junior Sum Copy 20mm Boxes 40 Pages





English:

- Just Handwriting Pre Cursive Junior Infants Book (2 books in the pack)
- Sounds Make Words Phonological Awareness
- Sounds Make Words 26 Letters Junior Infants
- Over The Moon Skills Book Junior Infants
- 1 Ormond Project Book 40 Pages 15 (Purple)
- 3 Ormond Copy Book Blank 40 Pages (Yellow)



Religion:

- Grow in Love Junior Infants



We kindly request the following payments to be given to the class teacher on first day of school:

- Art & Photocopying: €20
- Book Rental (Over the Moon Readers x 18) and Online Licences: €20

Please put above fees in two separate envelopes clearly labelled with your child's name.

Other:

- A4 Clear Plastic Wallet
- A5 Clear Plastic Wallet x 4
- 1 clear see through pencil case - no specific brand
- Junior Grip Faber Castell HB Triangular Pencil x 4 (3 for pencil case, 1 to be kept as a spare for replacement)
- Pencil Sharpener Carton- make sure the sharpener is wide enough to fit the HB Triangular pencils listed above and the carton collects the sharpening waste)
- 1 eraser- no specific brand
- 1 child safety scissors (make sure you purchase left hand scissors if your child is left handed- no specific colour)
- 1 packet of Crayola Twistable Crayons 12 pack. (more will be needed as the year progresses)
- 130g pot of play-doh x 3- no specific colours- just send in 1 pot and keep the other 2 at home for replacements when requested)
- 2 43G Pritt Stick (more will be needed as the year progresses)
- 1 hand sanitiser- no specific brand
- 1 long sleeved wipe clean painting top- no specific brand



A5



A4



Please ensure the front cover of the all books, copies, folder and wallets are clearly labelled with your child's name.

Please ensure each item of stationary e.g. all individual twistable crayons, the pritt stick, the scissors etc. is clearly labelled with your child's name.

If your child is unable to recognise his/ her own name, place a sticker next to the name also to help him/ her quickly identify his/ her own belongings e.g. a flower/ a tractor/ a football/ a love heart etc. Place the same clipart sticker on all your child's belongings.